

**MAY IS
NATIONAL
PET MONTH**

BARKS



**What's happening?
Why are all the humans
wearing muzzles?**





PRESIDENT'S REPORT by Jim Clarke

Initially when I selected a clip art I chose a sad face. Then I changed my mind. We all know that we are sad, frustrated, confused, and angry. You don't need to be reminded of it with a sad picture. Flowers remind us of life and hope. So, a basket of flowers it is! I truly hope that all of you are able to shelter in place and are practicing social distancing. Even though we are "all in this together" it doesn't make it any easier. On the plus side, we do have our dogs to keep us company. No reason why you can't continue training your dog during this crisis time. Dogs love to keep active and in a routine. Plus, it will give you something to look forward to each day.

Due to the fact that we were unable to have our General/Board Meeting on Friday, April 24, I have decided to deviate from my normal President's Report and will share with you, in the form of a meeting agenda, the decisions that your Board of Directors has been making due to the Governor's initial shut-down of non-essential businesses and the shelter-in-place order. During the past month the Board has been called upon to make decisions that effect all facets of GABOC training. I emailed all Board members, who in turn gave their opinions by replying to all. After a discussion, a vote was taken. As President, I do not get a vote. The Board members who represent you and were an intrigrial part of the decision-making process are: Jim Clarke, President; Donna Eichman, Treasurer; Joyce Clarke, Secretary; Liz Hixon, Director of Training; Sheila Gardner; Ed Gegenheimer; Bob Melka; Marytherese Marosits; and Bette McMillan. Currently, the Vice President's position is open.

AGENDA

COMMITTEE REPORTS:

1. SECRETARY:

- The minutes of the General Membership Meeting of the February 28 can be found in the April issue of Barks and in the Members Only section on the website.

2. PRESIDENT:

- I have been in contact with Jim McGuire, Manager of the fairgrounds, regarding rent payments for the time we are unable to use the building. We have agreed that when training can resume, Jim and I will meet in order to negotiate a fair settlement to all.
- Due to the resignation of Laura Setar, the position of Vice President has been vacant. The Board is recommending Karen Schlipf fill the Vice President's position. Effective immediately, Karen Schlipf will become Acting Vice President until such time as the General Membership can officially vote her into office.

3. TREASURER:

- Class Refunds -- The Board voted to refund the entire fee for the Puppy and Beginner classes that never started; and, refund the unused portion for the 5:15 and 6:00 Beginner Classes, and the Therapy Class. This would mean everyone who wants to be back in class will re-register and pay the full fee whenever we restart training. The Board decided that it was important that they get their money back during these uncertain times.

4. DIRECTOR OF TRAINING:

- Liz Hixon will reschedule classes as soon as we can reopen.

5. MATCHES:

- The May 5 Match will have to be canceled.

6. TRIALS:

- Agility - The Board decided that it was in the best interest of everyone to cancel the May 30/31 Agility Trial.
- Tracking Tests - Due to the resignation of Darlene Barnard; and, with so much uncertainty in order to move forward, the Board decided to cancel all tracking tests for 2020. The Board will reevaluate tracking tests for 2021.

OLD BUSINESS AND NEW BUSINESS:

- I have tried to give you an overview of what has been going on and the decisions that the Board of Directors has had to make. Hopefully, we will be able to have our June General/Board meeting all gathered together. If not, we will continue to do what will keep us all connected.

Each and every one of us is looking forward to the day when we can be back at the fairgrounds greeting our friends and training our dogs. In the meantime, please stay healthy. Please feel free to contact me, or any of the other Board members, if you have any questions or concerns. Don't know if we will have the answers, but we certainly will make an attempt to bluff our way through.

Be safe and keep sane. Miss all of you.

Sincerely,

Jim Clarke, President



**Great Lakes Regional
Winner & Supreme Grand
MIDNITE LOUIE.**

Enjoy!



Life is soooo boring
Without
Our cat shows!
I wonder if dogs are bored
Without their Shows & Trials???



What is Positive Reinforcement Dog Training?

- Teaching dogs desirable behaviors using SCIENCE-based & REWARD-based methods.
- Helping dogs learn and succeed step by step.
- Motivating dogs with fun exercises and games. No force! No pain!
- Encouraging dogs to think more for themselves.
- Valuing dogs' voluntary behaviors.
- Understanding dogs' feelings from their body language.
- Understanding how dogs learn, their needs and wants.
- Using methods that work humanely with ANY dog. Big dogs, small dogs, puppies, senior dogs, disabled dogs, fearful dogs, reactive dogs... can all learn and have fun!



1. develop dog's self-control
2. develop a trust relationship
3. develop dog's self-confidence



Positive Reinforcement Training = HAPPY RELATIONSHIP





Quinn's Training Tips



CheekyDogObedience.com

For Help with:

Training with distractions.

"I don't understand...He always does it at home."

Train your dog in many different rooms of the house.

When solid inside...

Move to the backyard and train your dog outside.

When solid in the backyard...

Move to the front entrance way of the outside your home (on leash). When solid in that location...

Move to the driveway. When solid in the driveway....

Move to the sidewalk in front of your home.

When solid on the sidewalk ...

Increase the sidewalk to the neighbor's front sidewalk....

Keep increasing the distractions and locations after your dog is solid in the cues you are training.

Enjoy your training time with your dog and make it successful for them. Don't push them to fail.

DO NOT CHASE!



Never chase a loose dog. A playful dog will take it as a game and run. A frightened dog will panic and may run into traffic or other dangers. He may leave the area, making it even harder for the owners to find him.



I'm NOT wearing a mask!



GLENBARD ALL BREED OBEDIENCE CLUB, INC.



ALL-BREED OBEDIENCE FUN MATCH 2020 MATCH SCHEDULE:

TUESDAYS

April 7, 2020---May 5, 2020—September 1, 2020---October 6, 2020

WATCH FOR DETAILS ON OUR SPECIAL PRETRIAL MATCH FRIDAY, October 30, 2020*

Location: DuPage County Fairgrounds, #4H Science Building, Wheaton, Illinois
Member Fee Pre-entry: \$8.00 for first entry/\$4.00 for second entry of same dog
Non Member Fee Pre: \$9.00 for first entry/\$4.00 for second entry of same dog
***Special Price** **Gate entries are \$1 more**
Checks payable to: GABOC
MAIL ENTRIES TO: Barb Clish or Mary Keeffe
1229 Hamilton Av
Elmhurst, IL 60126 (No phone calls accepted)
barb.clish@czs.org or marykeeffe@comcast.net

**OUR JUDGES ARE
HAPPY TO
ACCOMMODATE
RUN-THRUS FOR
REGULAR AND
OPTIONAL AKC
TITLING CLASSES
AND ALSO
UKC CLASSES**

Doors open at 6:30PM; no entries accepted after 7:30 PM,
Judging begins at 7:00 PM

No bitches in season No grooming Limited crate space available STEWARDS WANTED
For more information contact: Joan Mazat at bgirls.mazat7@gmail.com

Please print or type:

NAME _____
ADDRESS _____
CITY _____
BREED _____
CLASS _____
JUMP HEIGHTS: HIGH _____
E-MAIL ADDRESS: _____

Member/Nonmember (Circle one)
PHONE _____
MATCH DATE _____
STATE _____ ZIP _____
AMOUNT ENCLOSED \$ _____
ADD'L CLASS _____
BROAD _____

I agree to indemnify and hold harmless Glenbard All Breed Obedience Club, Inc. and its officers, directors, employees and members against any and all claims or actions that may at any time be made or instituted against them or any of them by any person for the purpose of enforcing any cause of action growing out of or connected with my attendance or my dog's attendance at any event or class conducted by Glenbard All Breed Obedience Club, Inc. I agree to grant to this club permission to photograph and/or video, pictures of my participation. I further agree that any of the recordings may be used in club publications, or on social media to promote GABOC, and further that such use shall be without payment of fees, royalties, special credit or other compensation.

Signed:

Dated:

DATES TO REMEMBER

BEGINNER CLASSES

6P

TBD

BEGINNER CLASSES

6:45

TBD

PUPPY CLASSES

7:30P

TBD

NO TRAINING 2020

MAY 25

ENTIRE MONTH OF JULY

SEPTEMBER 7

NOVEMBER 2

DECEMBER 21

DECEMBER 28

SUPER MATCH

OCTOBER 30

GABOC OBEDIENCE TRIAL

OCT 31 & NOV 1

CORRECTION MATCHES

APRIL 7

MAY 5

SEPTEMBER 15

OCTOBER 6

AGILITY TRIAL DATES

MAY 30 & 31

JUNE


OCT

POP UP CLASSES

THERAPY

RALLY

SUBMISSIONS FOR BARKS
DUE BY THE 25TH



WHO DOES WHAT...

PRESIDENT

Jim Clarke

VICE PRESIDENT

Karen Schlipf

SECRETARY

Joyce Clarke

TREASURER

Donna Eichman

DIRECTOR OF TRAINING

Liz Hixon

BOARD OF DIRECTORS

Sheila Gardner 21

Ed Gegenheimer 22

Mary Terese Marosits 22

Bob Melka 21

Bette McMillan 20

INSTRUCTORS

Sheila Gardner

Nancy Gegenheimer

Paul Gigous

Cathy Haake

Donna Hartwig

Bette McMillan

Sue Hiller

Liz Hixon

Chuck Holtzen

John Jackman

Joan Mazat

Mary Terese Marosits

Bob Melka

Gail Meyers

Cheri Nicholas

Karen Schlipf

Laura Setar

Francis Soresi

Sandi Stephenson

Joanie Wisniewski

Susan Wooden

TRIAL CHAIRPERSON

Donna Eichman

AGILITY TRIAL

CHAIRPERSON

Bette McMillan

MATCH CHAIRPERSONS

Joan Mazat

Cheri Nicholas

RAFFLE CHAIRPERSON

Open Position

MATCH SECRETARY

Barb Clish

Mary Keeffe

TRIAL HOSPITALITY

Open Position

CHIEF TRIAL STEWARDS

Joyce Clarke

Bette McMillan

TRIAL RING SET UP

Dean Nicholas

BARKS HEALTH CARE

Open Position

CLASS REGISTRAR

Chuck Holtzen

TABLE WORKERS

Pat Berger

Kathy Bianchetti

Barb Clish

Donna Eichman

Dan Harrington

Mary Keeffe

RING SET UP

Dean Nicholas

TRACKING COORDINATOR

Open Position

THERAPY DOG COORDINATOR

Kathy Bianchetti

PUBLICITY CHAIRPERSONS

Open Position

WEB MASTER

Laura Setar

BARKS EDITOR

Cheri Nicholas

CLASS SCHEDULE

5:15 PUPPY CLASS

TBD

6:00 BEGINNER CLASS

TBD

6:45 BEGINNER CLASS

TBD

7:30 PUPPY CLASS

TBD

EARLY TRAINING

2P - Rally Run Thrus

INDEPENDENT

3:00 - 5:00 P

RALLY RUN THRUS

Starts at 7:30 PM

CONFORMATION

Starts at 8:15 PM

UTILITY RING TRAINING

Starts at 8:15 PM

Utility is now a teaching class.

Run thrus by request

Handlers may return to the ring on their own after everyone else is finished to work on problem areas as long as the building is open with other classes

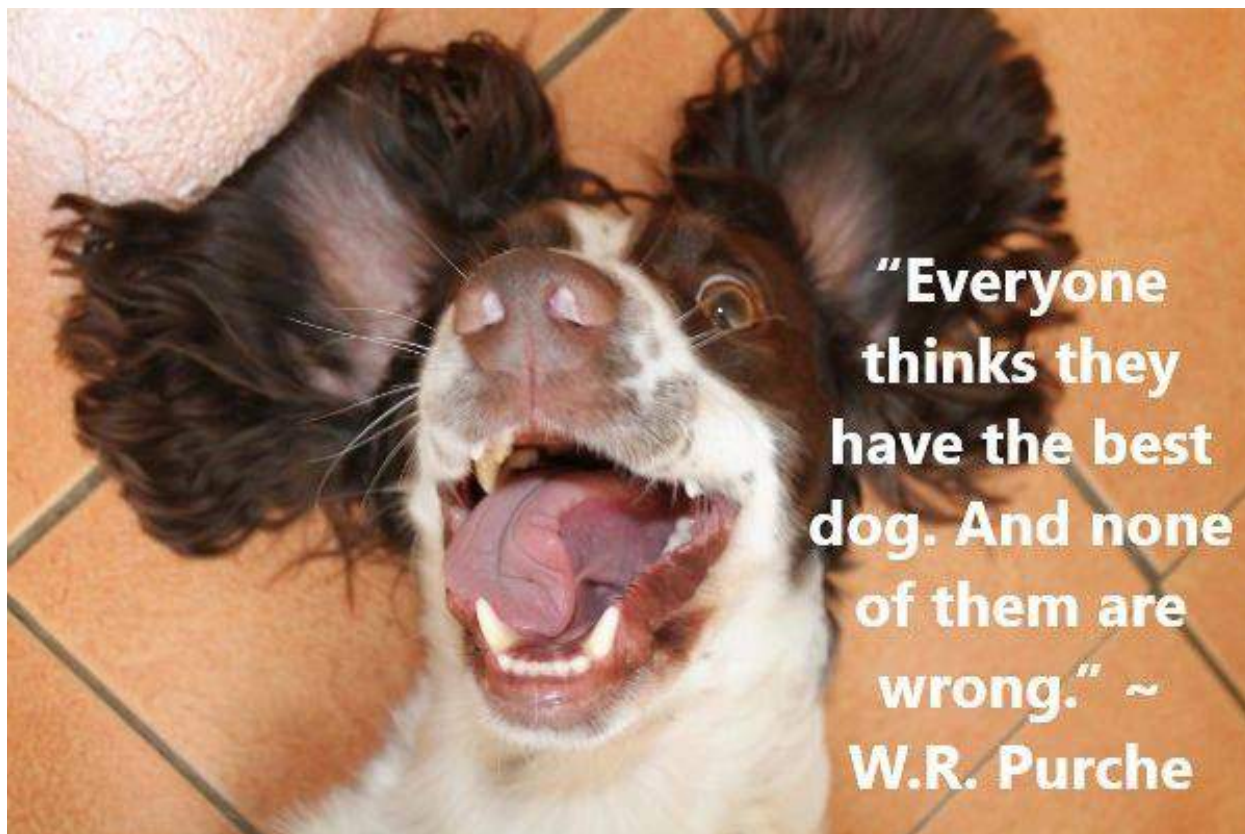


Visit Pluto at her website PlutoLiving.com



<https://www.youtube.com/watch?v=XEdU5K7sk7o>

'Pluto' the Dog talks about
Coronavirus concerns.



You say 'sheltered in' like it's a bad thing



The Young Person's Guide To **WOOFS** and **GROWLS**

Dogs are different to people. Clarissa will show us what to do - and what not to do around dogs.



Never put your face near a dog's face.



Be quiet and walk slowly. Dogs get scared of loud noises and fast movement.



Always wait for a dog to come to you. If they want to be stroked or play, they will ask!



Never disturb dogs when they are sleeping.



Never go up to a dog when they are eating.



Never go up to or touch a dog you don't know.

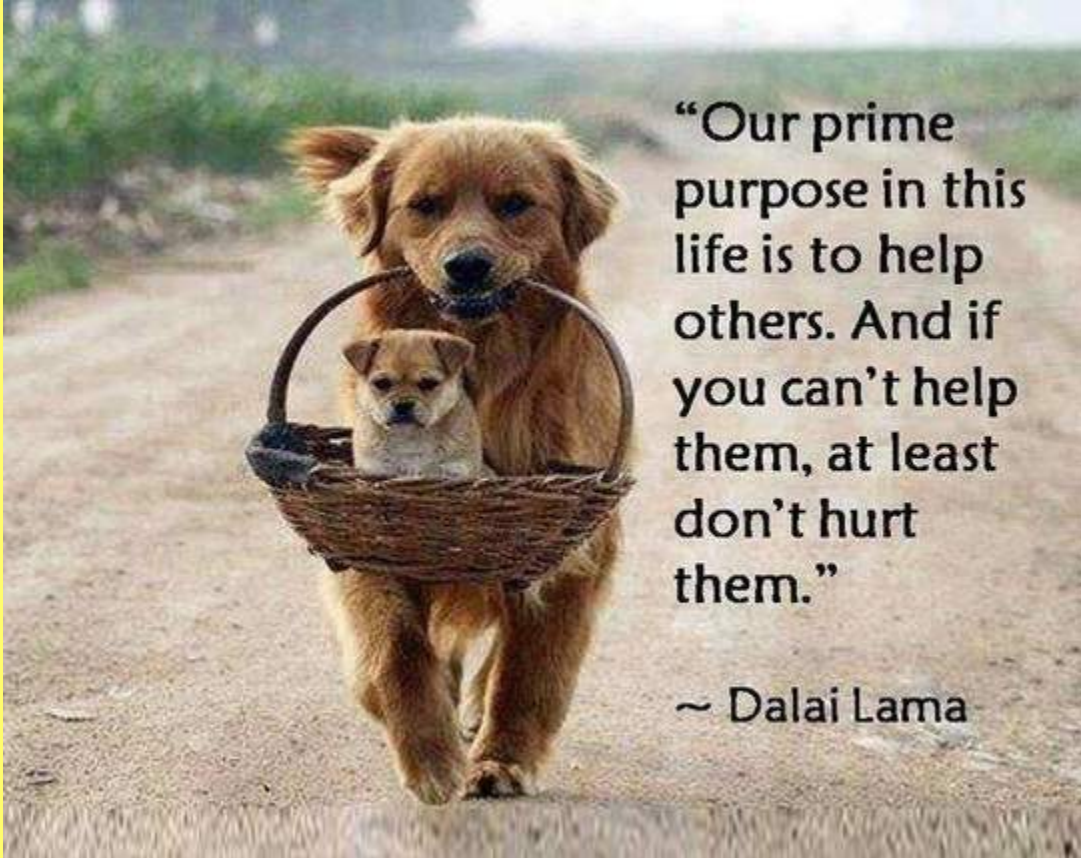



Dogs growl when they are angry or scared. Fold your arms and **walk away slowly**.

Brought to you by **JezRose**
DOG BEHAVIOUR SPECIALIST

For further resources and information on dog training and behaviour, see www.JezRose.co.uk

Copyright 2011 Jez Rose. All rights reserved.



“Our prime purpose in this life is to help others. And if you can’t help them, at least don’t hurt them.”

~ Dalai Lama

HIKE TRAINING GAMES FOR DOGS



SIT-STAY

- Watch for cyclists, horseback riders & hikers
- Move your dog to the side of the trail
- Tell your dog to sit or lie down
- Feed your dog tiny treats as they pass

PATH LESS TRAVELED

- Choose a new side at every fork in the road
- Call your dog as you walk down the trail
- Watch to make sure your dog follows
- Reward your dog for catching up

LEAVE IT

- Tempt your dog with interesting things
- Tell your dog to "leave it" & keep walking
- Wait out of range of the object if your dog pulls
- Reward your dog for good behavior & move on

HIDE-N-SEEK


- Ask a helper to hold your dog on a leash
- Sneak away & wait for your dog to notice
- Make noise if your dog has trouble finding you
- Celebrate a job well done with cuddles & treats

SMILEMAKER PARADE




Thank you to everyone who came out to make this a successful SMILEMAKER PARADE





DOZER'S NEW TRICK



SPEAK!

WORDS & PHRASES
MY DOG CAN UNDERSTAND



Name: Wrigley
Breed: Super Mutt
Age: 2

Total Vocabulary: 37 words
vs. Average Dog: 20 words

World Record: 1,022 words



Current record is held by Chaser, a Border Collie, who can identify more than 1,000 words. Chaser's vocabulary is equivalent to the intelligence of a 3 year old child!

THE FULL LIST:

COMMANDS

| | | | |
|-------|-------|---------|-----------|
| Sit | Up | Back | Leave |
| Stay | Down | No | Lay Down |
| Shake | Potty | Out | Roll Over |
| Speak | Good | Get It | |
| Come | Bad | Drop It | |

THINGS

| | | | |
|-------|-------|-----------|----------|
| Bone | Treat | Kitchen | Wubba |
| Ball | Walk | Outside | Chicken |
| Water | Park | Dinner | Squirrel |
| Food | Crate | Breakfast | |

47%
COMMANDS

43%
THINGS

10%
NAMES



Teach Your Dog To Speak

Step 1



Observe what makes your dog bark - the doorbell, the mailman, clapping, etc. For now, let's use the doorbell as an example. Tell your dog to "speak" and ring the doorbell. When your dog barks, reward him with a treat. Repeat this six to eight times.

Step 2



Continue in the same training session and tell your dog to "speak" - but don't ring the doorbell. When he barks, reward. If he doesn't bark, go back to the first step.

Step 3



Now, change locations, cue your dog to "speak" with your voice and your hand, and reward with a treat.

I would like to thank all of the people who came to the Awards Banquet Saturday March 14. Bob Melka did a lovely New Title book, Jim Clarke awarded so many new titles and plaques. The sweet table was overflowing and a fun time was had by all. Sheila Gardner



120°

Within 30 minutes, the car's interior can climb from 85° to 120°.

102°

On an 85° day, it only takes **ten minutes** for the inside of your car to reach 102°.

90°

Even if the temperature outside is only 70°, the inside of your car may be as much as **20 degrees hotter!**


It's Hot Out!

Don't Leave Your Pet in the Car!



Pets most at risk for overheating are young, elderly or overweight animals, those with short muzzles and those with thick or dark-colored coats.

A car may overheat even when the windows have been left open an inch or two.



Shade offers little protection on a hot day and moves with the sun.



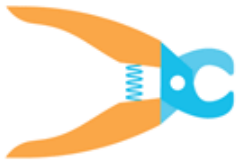
Many states and local governments have laws that prohibit leaving an animal unattended in a motor vehicle under dangerous conditions, which includes hot days. Your car could be damaged or you could be charged with a crime.




If you see an animal in a car on a hot day, try to locate the owner, or call 911! Stay by the car until help arrives.

DOG GROOMING ORDER AND FREQUENCY

1 NAIL CLIPPING
ONCE A MONTH



2 BRUSHING
ONCE A WEEK



3 TEETH BRUSHING
TWICE A WEEK



4 BATHING
EVERY 2 WEEKS



5 EARS, EYES & PAW CLEANING
EVERY 2 WEEKS



6 HAIR TRIMMING
EVERY 2 MONTHS



ANYBODY
WHO DOESN'T
KNOW WHAT
SOAP TASTES
LIKE NEVER
WASHED A
DOG.

FRANKLIN P. JONES

Quotesuino



10 INTERESTING FACTS ABOUT DOGS

MADE BY ANIMALSLIFE.NET



1

DOGS DON'T ONLY SEE IN BLACK AND WHITE - THEY CAN ALSO SEE BLUE AND YELLOW



2

PUPPIES HAVE 28 TEETH AND NORMAL ADULT DOGS HAVE 42



3

DOGS'S EYES CONTAIN A SPECIAL MEMBRANE, WHICH ALLOWS THEM TO SEE IN THE DARK



6

DOGS CAN HEAR ABOUT 4 TIMES THE DISTANCE OF A HUMAN



5

DOGS CAN RECOGNIZE MORE THAN 150 WORDS



4

DOGS' SENSE OF SMELL IS 10,000 TIMES STRONGER THAN HUMANS



7

DOGS CURL UP IN A BALL WHEN THEY SLEEP BECAUSE OF AN AGE-OLD INSTINCT TO PROTECT THEIR VITAL ORGANS



8

DOGS HAVE ABOUT 1,700 TASTE BUDS, BUT CATS ONLY 473



9

A ONE YEAR OLD DOG IS AS MATURE, PHYSICALLY, AS A 15 YEARS OLD HUMAN



10

DOGS AND HUMANS HAVE THE SAME TYPE OF SLEEP THEREFORE DOGS CAN DREAM




This Stay at Home Order has been quite the adjustment for everyone. With social distancing comes no puppy class, agility or beginning agility so we need to keep busy. Barry who is now 5-1/2 month is starting some basic obedience. (sit, down, wait, leash walking & recall) We are spending a little time each day on the basics. Rookie(9-1/2) is doing some therapeutic exercise, aquatic treadmill and daily 2 mile walks with Barry. While walking Barry is learning to stop/sit at each corner, leave it and drop it. Lots of leave it! LOL!! Then there is swimming every Saturday. Thank God my Boys are keeping me busy.

We are looking forward to getting back to class fun, but until then Everyone stay safe and keep having fun with your dogs.

~Donna Eichman







Shiloh is a real con artist, always giving a paw to ask me to take him for a walk. How can I turn him down when he is so polite and persuasive?

He also has a tremendous sense of humor.

He just loves a good laugh.

Q. What kind of dog can jump higher than a skyscraper?

A. Any dog, skyscrapers can't jump.



Glenbard All Breed Obedience Club, Inc.

AKC Rally Tip Sheet #6 (published May 2020)

AKC Rally Master Signs (PART 2)

(#322 (again!), #306 through #308, and #314)

This Tip Sheet #6 will continue the discussion of the AKC Rally Master Signs.

BUT, FIRST, we must make a change to Tip Sheet #5 with respect to Sign #322 (Stand – Leave 2 Steps – Call to Heel). Tip Sheet #5 was published in October 2019. In January 2020, the AKC published certain “Editorial Clarifications” regarding some parts of the Rally Regulations, including a clarification for Sign #322. Accordingly, take your Tip Sheet #5, go to page 4, and cross out the section about Sign #322. The following is a discussion of the current version of Sign #322:

Master Sign #322 – Stand – Leave 2 Steps – Call to Heel. This sign is similar to the Advanced Sign #118 called “Halt – Leave 2 Steps – Call to Heel – Forward”, with one key difference. At Master Sign #322 you stop and your dog STANDS (instead of sits). Then you take two steps forward without your dog. Your dog must stand and stay while you take those two steps forward, and then you PAUSE. (The word “pause” is not on the sign but it is still required, so it is up to you to **REMEMBER TO PAUSE.**) After the pause, the Master Sign #322 calls for you to take two actions at the same time – (1) you begin to walk forward AND (2) you command your dog to heel. Remember that this sign requires as a principal part of the exercise that your dog speeds up noticeably to return to heel position after you call him; do NOT stand and wait for your dog to come to heel position before you start walking forward.

Now, back to our regular programming.

Heeling With Cones: Chapter 2, Section 30 of the AKC Rally Regulations specifies that a Minor Deduction (1-2 points) may be assessed for “touching or ticking a jump or pylon.” That same Section 30 also specifies that a Minor or Substantial Deduction (1-10 points) may be assessed for knocking over a pylon. (The Regulations use the word “pylon,” which is defined as an upright marker to indicate a certain place or places. In this geographic area, most clubs use orange traffic cones for “pylons.” This Tip Sheet will use the word “cone” because that is what you will probably see at rally trials in this area.)

Remember these possible deductions for touching or knocking over cones as you start to train the exercises described below. You should train to minimize the chance of losing points if you or your dog touches or knocks over a cone.



There is a set of three Master signs in which you are directed to send your dog to sit by a cone. A separate Master sign directs you and your dog to heel around a set of four numbered cones in one of the three possible Cloverleaf patterns.

Send Away to Cone: There are three signs calling for you to send your dog to a cone.

- Sign #306 is “HALT – Send Away Sit – Return – Follow Arrow Forward”.
- Sign #307 is “HALT – Send Away Sit – Return – Follow Arrow Right”.
- Sign #308 is “HALT – Send Away Sit – Return – Follow Arrow Left”.

Most of the actions called for these signs are the same. The only difference among the signs is the direction you heel after those actions are completed.

At each sign, you halt and your dog sits. You then send your dog (with a command and/or a signal) to a cone about 6 feet away. (The “send” means that your dog leaves your side to go to the cone, but you stay standing at the sign.) Your dog goes to the “area” of the cone, and you command and/or signal your dog to sit. He must stop and sit with his attention on you, but he does not need to sit squarely. He must stay sitting while you walk to your dog to return to heel position, with your dog sitting next to your left side. For these signs, you may return to heel position either by going directly to heel OR by walking around behind him. When you are in heel position you must **PAUSE**. (Again, the word “pause” is not on any of these signs but a pause is still required, so it is up to you to **REMEMBER TO PAUSE.**)

All of the actions described in the above paragraph are required by all three signs. The next action is different for each sign, in that you and your dog either heel forward (Sign #306-A), OR heel to the right (Sign #307-A), OR heel to the left (Sign #308-A). You will be facing the directional sign as you stand next to your dog in heel position, so you will know the required direction before you start walking.

Training your dog to leave your side and go forward can be a challenge, and an approach that works for one dog might not work for your dog. Try different approaches and see which one works for you and your dog. For example, you could throw a ball in front of you while using a signal with your left hand and using a word such as “go”; as time goes by, your dog begins to associate the signal and the word with the concept of leaving your side. You could place a toy or treat on the ground, then walk back a few feet with your dog, and use the signal and word to send him to the toy or treat. You could teach your dog to touch a coaster with his paw, then place the coaster on the floor and walk back a few feet with him, and then use the signal and word to leave you and touch the coaster with his paw. You could stand by your dog, and give him the signal and word, and then run forward with him. You could combine elements of these and other suggestions until your dog develops the concept of leaving your side and going forward.

The second part of the “send away” is that your dog needs to stop going forward, and to sit with his attention on you. It is important to teach him to sit quickly, so that he doesn’t start walking back to you. Start by staying close to your dog while you command “sit”, and step toward him to encourage him to sit as soon as he hears the command, rather than after he returns to you. Make sure that he is



On the other hand, your dog should not be so far away from the cone that the judge then determines that your dog is not in the area of the cone, which might result in a Minor Deduction (1-2 points) for being out of position. Or, if the judge decides that your dog is so far away from the cone that the sign was not performed correctly, you might lose 10 points for that sign.

Each dog is different. Try several different training approaches, and see which one works best for you and him. Some dogs would prefer to circle the cone. Other dogs would be very good at the “turn and sit” approach. For all approaches, your dog sitting quickly upon hearing your “sit” command is very important. Practice giving your dog “sit” commands at random times and different distances, and reward him when he sits quickly even when he is some distance from you.

Sign #314 – Cloverleaf: This sign requires four cones that are placed about 6 feet apart in a “diamond” shape, and the cones are numbered “1” through “4” to indicate the order in which the cones are to be performed. You and your dog will complete the Cloverleaf by going by or around the numbered cones in the correct order and by crossing the center line 4 times. You enter the Cloverleaf with the numbered cone “1” on your left, and you also exit the Cloverleaf with the numbered cone “1” on your left.

The AKC has specified that there are THREE different ways to complete the Cloverleaf, and the specific way will depend on the order in which the cones are numbered. The current Rally Regulations booklet (with the pink cover) shows these three different ways as part of the description for Sign #314 on page 89.

Remember that neither you nor your dog should touch or knock over a cone. Be careful that you do not crowd into your dog while going around a cone with your dog on the inside path, and that you do not walk too closely to the cone while going around the cone with you on the inside path.

The next Tip Sheet will conclude the discussion of the Master signs.

GLOBAL RULES TO MEMORIZE FOR ALL CLASSES:

- Whenever you “walk around your dog” or “return to your dog” at a sign, YOU MUST PAUSE before continuing with the course, even though the word “pause” is not included on the sign.
- Also remember the “pause” in the Halt – Leave 2 Steps – Call to Heel – Forward (Sign #118) exercise, where YOU PAUSE after you have taken two steps in front of him and before heeling forward and calling your dog to heel.
- Also remember the “pause” in the Stand – Leave 2 Steps – Call to Heel (Sign #322) exercise, where YOU PAUSE after you have taken two steps in front of him and before heeling forward and calling your dog to heel.
- Also remember the “pause” after you have returned to your dog in the three Master signs (Signs #306, #307 and #308) for the “Send Away” exercise.
-

- You and your dog **MUST PIVOT TOGETHER** for all signs with the word “pivot!”
- You and your dog **MUST MOVE TOGETHER** when doing turns and side steps!
- Your dog’s leash should **ALWAYS** be loose, or you might lose points for a tight lead.
- **BE COURTEOUS TO ALL.** This is a sport we do with our dogs for fun!

GABOC offers AKC Rally run-throughs on most Mondays at 2:00 p.m. and 7:30 p.m. GABOC also offers an AKC S.T.A.R. Puppy class, a CGC/Beginner class and other obedience classes, and a conformation class on most Monday evenings, all as listed on the GABOC website (www.gaboc.org). You are welcome to join GABOC’s obedience classes as part of your developing and improving your Rally skills. All of these activities are held at the DuPage County Fairgrounds in Wheaton, Illinois. The website contains more information about the schedule and classes. GABOC would love to have you join us there!



Rally Obedience

I'M ABOUT 1 WEEK AWAY



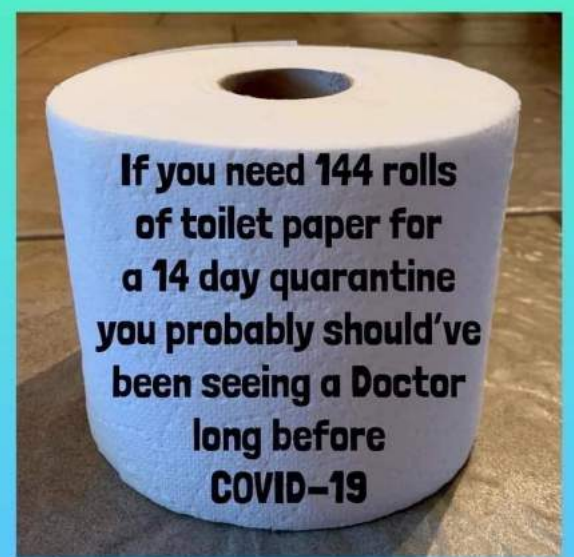
**FROM BEING FRIENDS WITH A
VOLLEYBALL.**

***"The way I see it,
if you want the
rainbow, you
gotta put up with
the rain."***

—DOLLY PARTON—

Parade

After 2 weeks of quarantine with her husband, Gertrude decided to knit him a scarf..



GABOC 2019 NEW TITLE HOLDERS



Honeyblossom's Secret Guardian **UD**, TDI, HIC, RE
 "Nico"
 Handled / Trained / Owned by: Debra Janik



RACH Riverside Rhyme and Reason **CD, BN, RE, RM, RM2, RM3, RAE, RAE2, RAE3**
 "Kian"
 Handled / Trained / Owned by: Cathy Haake



GCHS CH Herr Sergeant of Glenwood IV
UD, BN, RAE, CGCA, TDI, HIC, ATD, ETD,
 Achiever Dog, OFA H/E, **TKP**
 "Sarge"
 Owned & Trained by: Marytherese Marosits

Photo Credit: Booth Photography



RACH Player's Girl Just Wants to Have Fun **CD BN RM2, RAE2, NAP, OAP, AXP, NJP, OJP, AJP, BCAT, TT, THD, OSD, CGCA, CGCU, TKP, TDI, CS, CI MRC HALL OF FAME**
2019 ARC Top Dog Rally Adv., Exc., & Master
 "Gabby"

Loves and Loved By: Carol Schmidt and Al Rodriguez

Photo Credit: JAG Photography



PACH3 PACH4 Goldbullion N Goldberrys The Natural UD, PAX4, PAX5, MXPS2, MXPG2, MXP13, MXP14, MXP15, MXP16, MXP17, MJPS2, MJPG2, MJPC, MJPB2, MJP13, MJP14, MJP15, MJP16, MJP17

“Redford”

Handled / Trained / Owned by: Peggy Covey
Co-Owned by: Karin Boullion

Photo Credit: Toto

Believe's Winning Ways **CD, NA, NAJ, OAJ, NE**,
OF
“Winston”
Handled / Trained / Owned by: Betty Smith

Photo Credit: Pup Art



CH Goldberry Bullion Don't Stop Believing **UD**,
MXB, MXS, MJB

“Journey”

Handled in Performance / Trained / Owned by: Peggy
Covey

Co-Owned by: Karin Boullion

Photo Credit: Toto

Magic Shades Wisniewski Niles **CD**
“Niles”

Handled / Trained / Owned by: Joanie Wisniewski



HR Rolling Thunder Mountain View
TKN, CGC
 "Piper"
 Handled / Trained / Owned by:
 Sandra Stein



Lycinan's Mighty Quinn
 BN, CD, MX, AXJ, XF
 "Quinn"
 Handled / Trained / Owned
 by: Betty Smith



CH Haznows Leaps and Bounds
 "Hazel Bounce"
 Handled / Trained / Owned by:
 Tom and Sandi Stephenson
 Photo Credit:Booth



Blackwood Princess of Claddagh,
CDX, CGC, CS, CI, CS-T
 "Teagan"
 Handled / Trained / Owned by:
 Liz Hixon



Goldberry Bullion Believe And
 Reach For The Sun UD, GO,
 GN, BN, CGC.
 "Believe"
 Trained / Handled / Loved by:
 Candy Ellis



MACH2 Starfalls Gamblers Last Play
 UD, RE, BN, MXS, MJS, OE, CGC,
 TKI, TKN
 "Ace"
 Handled / Trained / Owned by:
 Bette McMillan
 Photo Credit: GreatDane Photos



AV, AI, NN Smack-Dab's Tails of Derring-Do
 NACSW, NW2, RATI, RATN
 "Derry"
 Handled / Trained / Owned by:
 Meery Lee Hritsuk



Blue-Dog UD, RE, CGCA
 "Blue"
 Loved, Owned & Handled by
 Joan Mazat



Blackwood Prince of Winterfell, UDX, RN, RA, TD,
 CS, CI, CS-T
 "Flynn"
 Handled / Trained / Owned by: Liz Hixon



"Jenna"
A New Beginning
CD, BN, RI, RN, CGCA, TKN

Jenna a New Beginning CD, BN,
RI, CGCA, TKN
"Jenna"
Owned / Trained / Handled / Loved
by: Carole Moen & Bill Rock
Photo Credit: The Winning Image
Photo Edit Credit: Bill Rock



Argo's Spirit Of Life CDX, PCDX,
RM, RAE, OAP, NJP, NFP, CCA
"Teddy"
Handled / Trained by: Bob Melka
Owned by: Bob & Lee Melka &
Sandra Foster
Photo Credit: GreatDane Photos



Esmonds Bel Air Rides Like the Wind
CDX, RA
"Windy"
Loved, Owned & Handled by
Joan Mazat



Majestic Phaze RN, TKN,
S.T.A.R. Puppy
"Mars"
Loved / Owned by: Joan Mazat &
John Henry Hacker
Handled by: Joan Mazat



SE SC AN Smack-Dab's Sunrise
Melody NACSW, NW2, CD, RAT1,
RATN
"Melody"
Handled/Trained in AKC Obedience:
Lori Waters, Handled/Trained/Owned
in Other Venues and Events by:
Merry Lee Hritsuk



GCH CH Glenwood's Sassy Sunshine Girl
RN, CGC, Achiever Dog
"Elsa"
Expertly Handled by Julia Foster
Trained / Owned by: Isabel Lopez
Photo Credit: Meyer-Photos





Rebecca of Ganderland Labs
 CDX, PCDX, **RAE2**
 "Becca"
 Owned and Handled by: Jim Clarke



Trinity's Contessa of Old Farm
CD, RE, CGC
 "Tessa"
 Trained, Handled and Owned by:
 Jan Row



Ebb Tide's Qaatja Pure and Bright
CDX, TKA, TDI, WD, CGCU,
CGCA, CGC
 "Qaatja"
 Handled by: Karen Schlipf
 Owned by: Pinny Wendell



Haney's Homespun Darby-I Am Still
 Here **RE**, CGC, TKN, Achiever Dog
 "Darby"
 Handled / Trained / Owned by:
 Sheila Gardner



Shadrack's Surfing The Motion Of The Ocean
S.T.A.R. Puppy
 "Swell"
 Loved and Trained by: Cheri Nicholas



Water's Edge Totally Tubular
 TKN, **TDI**, CGC,
 "Gnarly"
 Loved and Trained by:
 Cheri Nicholas

